



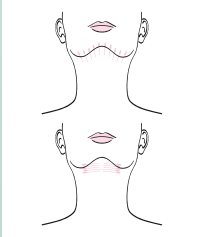
Mint Mono Treatment Areas




Eye brow tightening




Accoridian lines – crepiness on cheeks




Submental and jaw line




Naso labial folds



Tear troughs




Peri oral rhytids



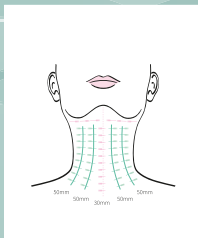
Oral commissures



Buccal hollowing



Lower 3rd tightening

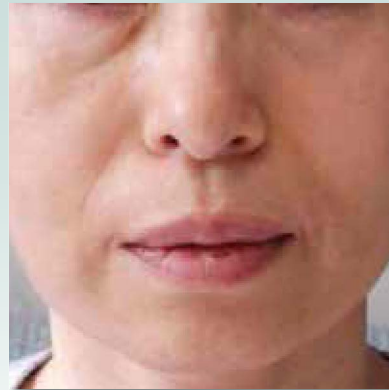


Neck

Before



8-12 Weeks after



Distributed by
MONDEAL
MINT
mono
MINT
mono nano
MINT
twinscrew

Mint Mono & Twin Screw for Skin Tightening.
 Speak to your Health Care Practitioner
 for Non-Surgical Natural Results.

Mondeal Pty Ltd
 Unit 2 / 8A Prosperity Parade, Warriewood NSW 2102
 info@mondeal.com.au



What is a Mint Mono PDO Thread?

Mint Mono PDO threads are a colorless bioresorbable artificial polymer which undergoes complete hydrolytic degradation. MINT™ is an absorbable polydioxanone (PDO) suture indicated for use in soft tissue approximation and has a 30 year long safety track record for use in orthopedic and cardiovascular surgery and for wound closure.

As a safe raw material that is completely absorbed by the body through hydrolysis, PDO causes minimal tissue reaction and tissue trauma.

MINT™ is Australian TGA approved and backed by clinical studies for its efficacy and safety.



Minimally Invasive
Non-surgical
Thread



Absorbable PDO
(Polydioxanone)
Sutures Thread



Smooth thread
Non-barbed



Safe, Fast, Easy

How does Mint Mono PDO Thread work?

- Insertion of multiple Polydioxanone (PDO) mono threads creates a vectorial network, that acts as a support network for the skin tissue. The mono insertion provides an immediate visible tightening effect whilst stimulating our natural collagen production within the skin. This then stimulates skin rejuvenation, bringing vitality, elasticity and brighter skin tone and improves the appearance of minor wrinkles, nasolabial folds and saggy skin. Effective in both facial and body treatments.
- The embedded threads are gradually reabsorbed over a period of 3 to 4 months via biological absorption or hydrolysis.
- The mono threads produce and increase collagen around the threads. Although the effects are immediately apparent, maximum tension is reached sometime later (between 2 to 3 months).
- The result are long-lasting rejuvenation of the skin and subcutaneous tissue, which delays the natural aging process by at least 9 to 12 months.

What can I expect when having a Mint Mono Treatment?

- Your practitioner will apply a topical anaesthetic numbing cream at least 30 minutes prior to treatment to ensure minimal discomfort.
- The treatment will take about 30 minutes, however this will depend on the number of threads used and the treatment area to be covered.
- Bruising, swelling and small lumps can occur, which are normal reactions to the treatment. This should alleviate in approximately 2 weeks.

Mint Mono Post Treatment Care Recommendations

- LED Light treatment can be applied immediately after to reduce bruising. Discuss with your cosmetic practitioner.
- Ice can be applied for a few hours post treatment to help reduce swelling and inflammation.
- Paracetamol can be taken if required.
- Avoid sudden movements, opening the mouth too widely, laughing vigorously or any other stimulation of the facial muscles should be avoided over the next few days.
- Sleep face up. Avoid sleeping on your side or face down for 2 – 3 days post procedure.
- The area should not be massaged for the first month.
- The treated area can be washed gently after 4 to 5 hours.
- Avoid Saunas and sources of heat.
- Oxygenetix Oxygenating Foundation is formulated for use post procedure. Oxygenetix can be used immediately post procedure to conceal any redness or bruising and to aid healing.
- Avoid using excessive make up for 3 days post procedure.
- The use of any make-up on the treated area should be avoided for the first 3 days.

Types of MONOs?

MINT
mono



MINT
mono nano



MINT
twinscrew

